






DCEDC

DEKALB COUNTY
Economic Development Corporation



DeKalb County Economic & Workforce Profile 2017-2018



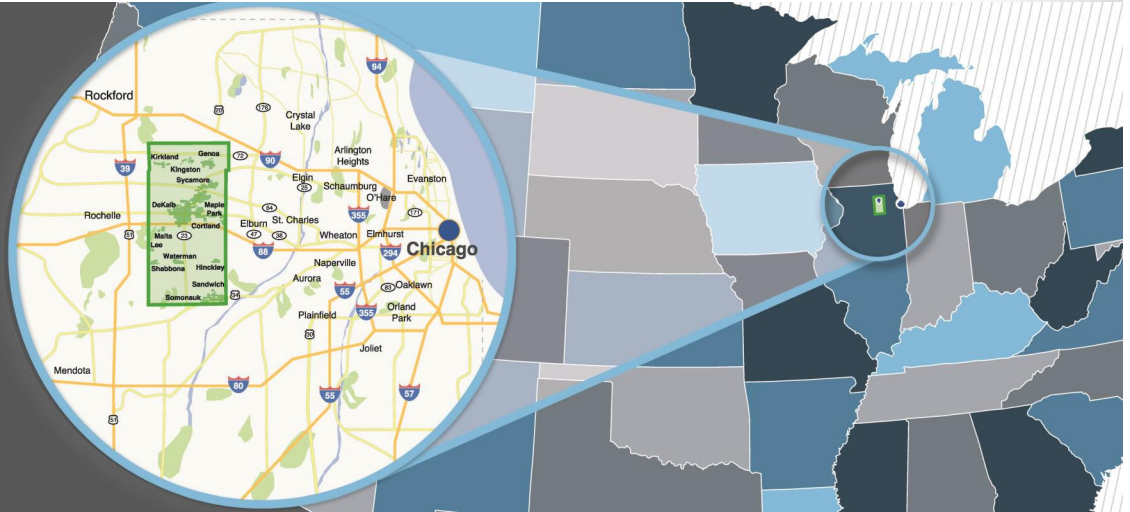


DeKalb County Economic Development Corporation

2017

DeKalb County Economic Development Corporation

DeKalb County



Office Location:


421 North California Street
Building 1B, Suite 200
Sycamore, Illinois 60178

Office: 815-895-2711
Fax: 815-895-8713
Email: hoyle@dcedc.org



Paul J. Borek
Executive Director

Mobile: 815-508-2427
Email: borek@dcedc.org



Connect with us!

DCEDC.org



Table of Contents

1	Fast Facts: Snapshot of DeKalb County Assets
2	Population
3	Housing
5	DeKalb County Labor Market Area
6	Labor Force
7	Ten Year Unemployment Rates
9	Residential Occupations by County
10	DeKalb County Employment by Industry
11	Top Employers in DeKalb County
12	Municipality Tax Rates
13	Retail Sales
15	DeKalb County Enterprise Zone
16	Education
17	Northern Illinois University
18	Kishwaukee College
19	Workforce Development
20	Target Industries
21	Recent Activity

FAST FACTS

Located on I-88, in the center of the I-39 Logistics Corridor
Home to **Northern Illinois University**

Transportation

INTERSTATE ACCESS

2 interchanges on I-88 — 60 miles to downtown Chicago

Congestion-free access to Metro Chicago destinations & Mid-American markets via I-39, I-55, I-57, I-80, I-90, & I-94

AIRPORT ACCESS

Convenient corporate, passenger, & cargo charter flights available at **DeKalb Taylor Municipal Airport**

DeKalb Airport offers lowest jet fuel prices in the Midwest

25 miles to cargo flights at Chicago Rockford Internat'l Airport

1 hour to O'Hare Internat'l & Midway Internat'l Airports

RAIL ACCESS

Proximity to 3 intermodal shipping centers for all 6 major U.S. railroads with the region

Labor

REGIONAL LABOR MARKET OF 729,000+ WORKERS

127,000+ Production, transportation, and material moving workers

35,000+ Computer, engineering, and science workers

112,000+ Management, business, and financial workers

195,000+ Sales, office, & administrative support workers

2016 Annual Average Unemployment Rate: 5.5%

PART-TIME STUDENT LABOR FORCE ACCESS

27,000+ combined NIU & Kishwaukee College enrollment

WORKFORCE DEVELOPMENT ASSISTANCE & TRAINING SERVICES AVAILABLE

Industry Resources

NIU RESEARCH & INNOVATION PARTNERSHIPS

Develop & protect intellectual property with potential markets

Advanced manufacturing & process engineering/logistics expertise

EigerLab Center for Product Development

Fermi National Accelerator Laboratory & Argonne National Laboratory Partnerships

WORKER TRAINING & DEVELOPMENT RESOURCES

Educational, professional development, & other training needs provided by **Kishwaukee College**

Illinois workNet Center assists with locating qualified workers, pre-employment assessment, customized training, & on-the-job training programs with possible reimbursement for employers

BUSINESS INCUBATORS

IDEAL INDUSTRIES / NIU Intrapreneurship Center & DeKalb County Incubator

DEKALB COUNTY ENTERPRISE ZONE

Aggressive tax incentives with construction & building materials tax exemptions

Investment & Development

IN 2016-2017...

Over **\$235 million** of capital investment

Nearly **1 million SF** of industrial space developed

1,500+ jobs created/retained in DeKalb County

140+ MANUFACTURERS OPERATE IN DEKALB COUNTY:

Primary Metals, Wood Product Manufacturing, Fabricated Metal Products, Machinery, Computer and Electronic Products, & Plastics and Rubber Products

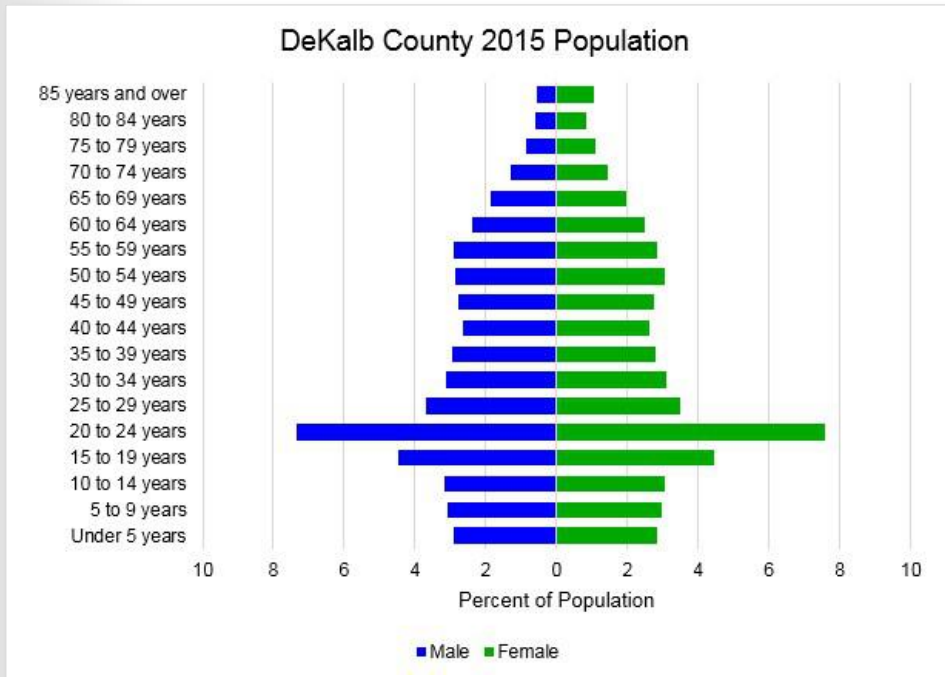
4 FOREIGN COMPANIES OPERATE IN DEKALB COUNTY:

Nestlé, Tate & Lyle, LEDiL, & Solotech

14 GLOBAL OPERATIONS or HQ IN DEKALB COUNTY:

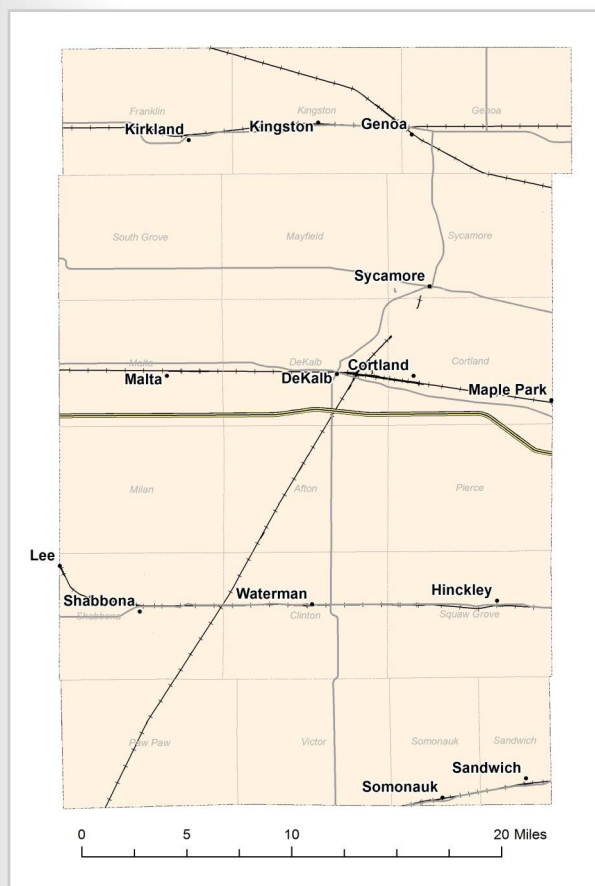
3M	Greenlee Textron	Seymour of Sycamore
IDEAL INDUSTRIES, INC.	Monsanto	Smart Motion Robotics
Forge Resources Group	Goodyear	Sonoco
Fullco		Panduit
		Driv-lok

Population



DeKalb County
104,352

Source: US Census Bureau, Population Division, 2016.



Population Count

Municipality	2000	2010	2015
Cortland	2,066	4,270	4,323
DeKalb	39,018	43,862	43,483
Genoa	4,169	5,193	5,233
Hinckley	1,994	2,070	2,035
Kingston	980	1,164	1,066
Kirkland	1,166	1,744	1,655
Lee	313	337	352
Malta	969	1,164	1,118
Maple Park	765	1,310	1,316
Sandwich	6,509	7,421	7,540
Shabbona	929	925	936
Somonauk	1,295	1,893	2,128
Sycamore	12,020	17,519	17,572
Waterman	1,224	1,506	1,539

Sources: US Census Bureau, 2000 and 2010 Total Population Counts; US Census Bureau 2011-2015 American Community Survey Five-Year Estimates.

Housing

Total Housing Units				
	2000	2010	Change	
CORTLAND	723	1,530	▲	807
Cortland Township	436	428	▼	-8
DEKALB	13,619	16,436	▲	2,817
DeKalb Township	920	1,003	▲	83
Milan Township	126	130	▲	4
Afton Township	238	240	▲	2
Pierce Township	181	187	▲	6
GENOA	1,597	1,959	▲	362
Genoa Township	418	461	▲	43
HINCKLEY	761	829	▲	68
Squaw Grove Township	259	294	▲	35
KINGSTON	338	402	▲	64
Kingston Township	563	640	▲	77
KIRKLAND	442	642	▲	200
Franklin Township	321	308	▼	-13
LEE	44	58	▲	14
MALTA	389	455	▲	66
Malta Township	175	185	▲	10
MAPLE PARK	40	222	▲	182
SANDWICH	2,492	2,825	▲	333
Sandwich Township	150	184	▲	34
SHABBONA	347	396	▲	49
Shabbona Township	152	149	▼	-3
Paw Paw Township	127	137	▲	10
SOMONAUK	458	645	▲	187
Somonauk Township	212	182	▼	-30
Victor Township	126	130	▲	4
SYCAMORE	4,925	7,394	▲	2,469
Mayfield Township	304	414	▲	110
Sycamore Township	1,265	1,247	▼	-18
South Grove Township	205	209	▲	4
WATERMAN	471	599	▲	128
Clinton Township	164	159	▼	-5
TOTAL	32,988	41,079	▲	8,091

Source: US Census Bureau, 2000 and 2010 Housing Units.

Note: Township count does not include units within city limits; housing counts of locations within DeKalb County only.

Housing

Single Family Housing Starts		2005	2006	2007	2008	2009	2010	2011	2012	2013	2014	2015	2016
Municipality/ Township		140	97	59	31	39	6	10	0	0	3	1	1
CORTLAND		2	2	2	2	3	4	0	3	4	0	1	3
Cortland Township		252	173	56	24	8	3	1	0	4	1	5	1
DEKALB		1	1	1	1	0	0	1	0	0	0	1	2
DeKalb Township		1	0	1	0	0	0	0	0	0	0	0	0
Milan Township		1	1	1	1	3	1	0	0	0	1	1	0
Afton Township		1	0	1	0	0	0	0	1	1	0	1	0
Pierce Township		58	61	42	1	6	1	2	2	3	2	1	5
GENOA		3	3	3	3	1	0	1	2	0	1	1	1
Genoa Township		25	25	0	0	0	0	0	0	0	0	0	0
HINCKLEY		1	1	1	1	0	0	0	2	1	1	0	0
Squaw Grove Township		20	25	1	1	1	2	0	0	0	0	1	0
KINGSTON*		3	3	3	3	1	1	2	0	0	0	1	3
Kingston Township		50	15	0	0	0	0	1	0	0	0	0	0
KIRKLAND*		0	1	1	0	2	0	0	1	0	0	15	3
Franklin Township		1	1	0	0	0	0	0	0	0	1	0	0
LEE*		40	35	8	0	0	0	0	0	0	0	0	1
MALTA*		0	1	1	0	0	0	1	0	0	0	0	0
Malta Township		40	30	12	0	0	0	0	0	0	0	0	6
MAPLE PARK		64	50	21	1	2	2	0	0	0	0	3	1
SANDWICH		3	3	3	3	0	0	0	1	1	0	0	0
Sandwich Township		15	30	0	0	0	0	0	0	0	0	0	0
SHABBONA		1	0	1	0	3	0	0	0	1	1	0	0
Shabbona Township		0	1	0	1	0	0	0	0	0	0	0	0
Paw Paw Township		20	15	2	2	2	2	0	0	0	2	0	2
SOMONAUK		0	1	0	1	0	1	1	0	0	0	0	0
Somonauk Township		1	0	1	0	0	0	1	1	0	0	0	0
Victor Township		584	305	132	60	14	14	16	13	31	39	54	50
SYCAMORE		2	2	2	2	0	1	1	0	1	4	2	1
Mayfield Township		5	5	5	5	2	1	0	0	2	0	4	2
Sycamore Township		1	1	1	1	1	1	1	0	0	0	0	0
South Grove Township		25	35	4	0	0	0	0	0	0	0	0	0
WATERMAN		0	0	1	0	3	1	1	0	2	1	0	0
Clinton Township		1360	923	366	144	91	41	40	26	51	57	92	82
TOTAL													

Multi Family Housing Starts		2005	2006	2007	2008	2009	2010	2011	2012	2013	2014	2015	2016
Municipality/ Township		0	24	40	0	0	0	0	0	0	0	0	0
CORTLAND		41	33	65	0	0	0	0	0	0	0	0	0
Cortland Township		---	---	---	---	---	---	---	---	---	---	---	---
DEKALB		---	---	---	---	---	---	---	---	---	---	---	---
DeKalb Township		---	---	---	---	---	---	---	---	---	---	---	---
Milan Township		---	---	---	---	---	---	---	---	---	---	---	---
Afton Township		---	---	---	---	---	---	---	---	---	---	---	---
Pierce Township		0	0	6	0	0	0	3	0	0	0	0	0
GENOA		---	---	---	---	---	---	---	---	---	---	---	---
Genoa Township		0	0	6	0	0	0	0	0	0	0	0	0
HINCKLEY		---	---	---	---	---	---	---	---	---	---	---	---
Squaw Grove Township		0	0	0	0	0	0	0	0	0	0	0	0
KINGSTON*		---	---	---	---	---	---	---	---	---	---	---	---
Kingston Township		0	0	0	0	0	0	0	0	0	0	0	0
KIRKLAND*		---	---	---	---	---	---	---	---	---	---	---	---
Franklin Township		0	0	0	0	0	0	0	0	0	0	0	0
LEE*		---	---	---	---	---	---	---	---	---	---	---	---
MALTA*		0	0	0	0	0	0	0	0	0	0	0	0
Malta Township		---	---	---	---	---	---	---	---	---	---	---	---
MAPLE PARK		0	0	0	0	0	0	0	0	0	0	0	0
SANDWICH		0	0	0	0	2	0	0	0	0	0	0	0
Sandwich Township		---	---	---	---	---	---	---	---	---	---	---	---
SHABBONA		44	0	0	0	0	0	0	0	0	0	0	0
Shabbona Township		---	---	---	---	---	---	---	---	---	---	---	---
Paw Paw Township		---	---	---	---	---	---	---	---	---	---	---	---
SOMONAUK		0	0	0	0	0	0	0	0	0	0	0	0
Somonauk Township		---	---	---	---	---	---	---	---	---	---	---	---
Victor Township		---	---	---	---	---	---	---	---	---	---	---	---
SYCAMORE		128	60	95	48	26	4	2	17	34	33	26	16
Mayfield Township		---	---	---	---	---	---	---	---	---	---	---	---
Sycamore Township		---	---	---	---	---	---	---	---	---	---	---	---
South Grove Township		---	---	---	---	---	---	---	---	---	---	---	---
WATERMAN		0	0	0	0	0	0	0	0	0	0	0	0
Clinton Township		---	---	---	---	---	---	---	---	---	---	---	---
TOTAL		213	117	212	48	28	4	5	17	34	33	26	16

Source : Municipal offices; DeKalb County Planning, Zoning, and Building Office; International Codes Consultants and Inspections Incorporated (*).

Note: No numbers for multi-family township data as most unincorporated areas discourage multi-family units outside of municipalities. Only a few pre-existing non-conforming structures exist.

DeKalb County Labor Market Area

Located on **I-88** — In the center of the **I-39 Logistics Corridor**

1 hour to O'Hare International Airport

60 miles to Chicago

Congestion-free access to:

6 interstate highways

3 intermodal shipping centers

4 cargo airports, including:

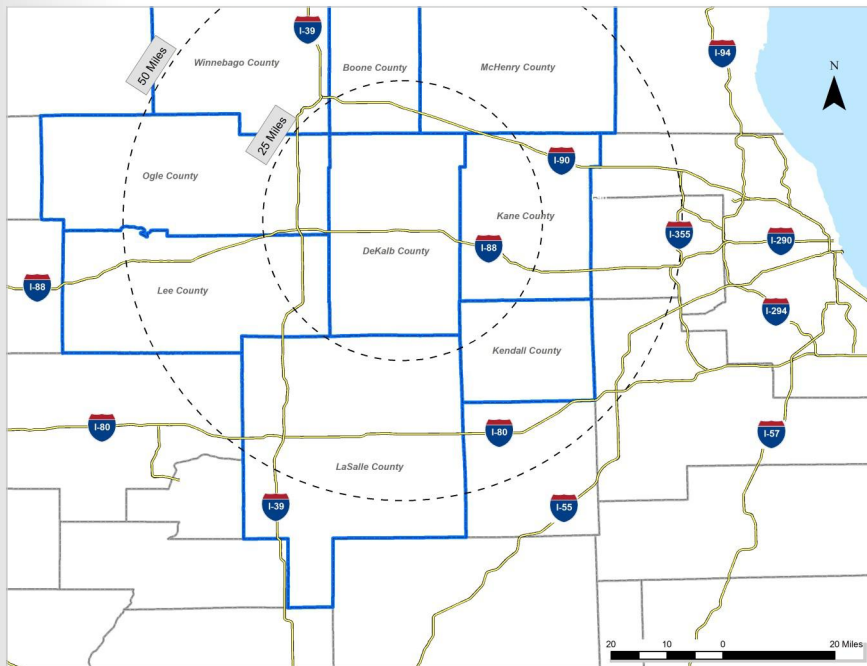
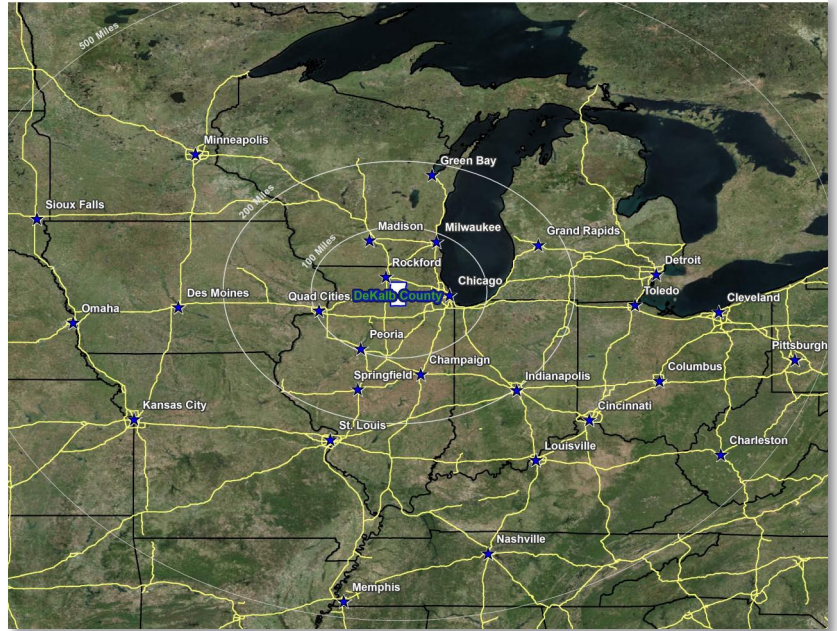
DeKalb Taylor Municipal Airport

Chicago Rockford International Airport

Access to **talented** and **skilled work-force:**

Northern Illinois University

Kishwaukee College



Counties within DeKalb County's Primary Labor Market:

Boone
DeKalb
Kane
Kendall
LaSalle
Lee
McHenry
Ogle
Winnebago

DeKalb County Commuting Data

Approximate Commuter Labor Market for DeKalb/Sycamore Metro Area

County	Total County Civilian Labor Force	Avg. Unemp. Rate 2015*	% Available to DeKalb County (Commute Time to Work)		Total Civilian Labor Force Available		Unemployed Labor Force Available	
			<40 min.	<30 min.	<40 min.	<30 min.	<40 min.	<30 min.
Boone	27,368	6.5%	100.0%	65.1%	27,368	17,819	2,654	1,794
DeKalb	57,605	5.5%	100.0%	100.0%	57,605	57,605	5,968	5,968
Kane	276,540	5.7%	100.0%	69.2%	276,540	191,367	21,010	13,298
Kendall	65,176	5.2%	100.0%	41.3%	65,176	26,944	3,906	1,549
LaSalle	57,063	6.9%	38.0%	12.2%	21,696	6,990	2,084	611
Lee	16,796	5.3%	29.2%	17.0%	4,905	2,861	328	215
McHenry	170,982	5.4%	71.4%	11.0%	122,091	18,844	9,183	1,253
Ogle	27,160	6.1%	70.4%	45.9%	19,109	12,455	1,287	968
Winnebago	148,195	6.9%	90.8%	9.7%	134,618	14,369	15,848	1,191
TOTAL	846,885				729,108	349,254	62,268	26,847

Sources: DCEDC estimates using US Census Bureau, 2011-2015 American Community Survey Five-Year Estimates (Block Group) data; *Illinois Department of Employment Security, Local Area Unemployment Statistics, 2015 Annual Averages.

County-Level Worker Commuting Flow (2014)*

County	Where Workers Live Who are Employed in DeKalb County	Percent of DeKalb County Workforce	Where Workers are Employed Who Live in DeKalb County	Percent of DeKalb County Workforce
Boone	304	0.9%	377	0.9%
Cook	2,350	6.7%	4,320	9.8%
DeKalb	17,809	50.7%	17,809	40.2%
DuPage	1,283	3.7%	3,674	8.3%
Kane	2,621	7.5%	7,086	16.0%
Kendall	1,046	3.0%	1,257	2.8%
Lake	431	1.2%	761	1.7%
LaSalle	1,236	3.5%	711	1.6%
Lee	652	1.9%	183	0.4%
McHenry	904	2.6%	844	1.9%
Ogle	1,215	3.5%	640	1.4%
Stephenson	477	1.4%	120	0.3%
Whiteside	107	0.3%	247	0.6%
Will	990	2.8%	938	2.1%
Winnebago	1,120	3.2%	2,011	4.5%
All Other Locations	2,573	7.3%	3,319	7.5%

Source: US Census Bureau, OnTheMap Application and LEHD Origin-Destination Employment Statistics (Beginning of Quarter Employment, 2nd Quarter of 2002-2014).

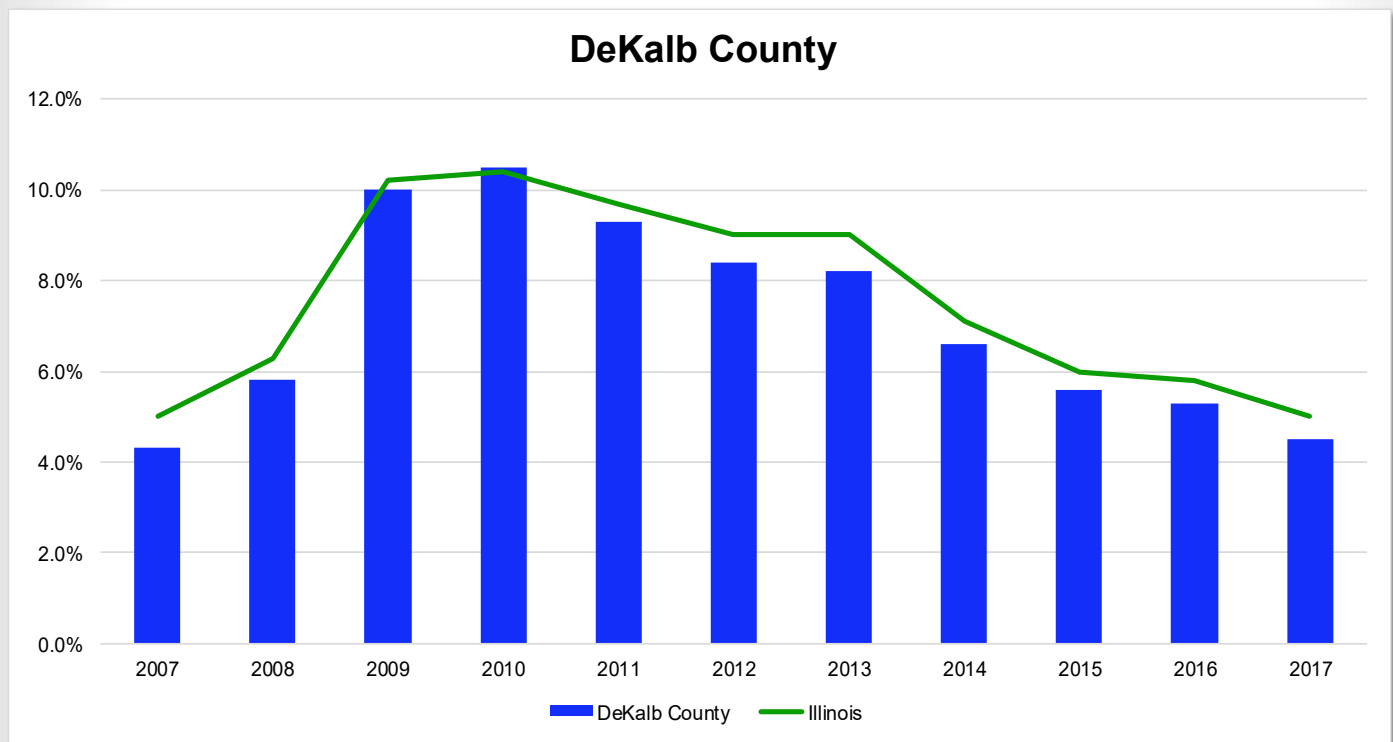
*Most recent available

DeKalb County Unemployment Rates

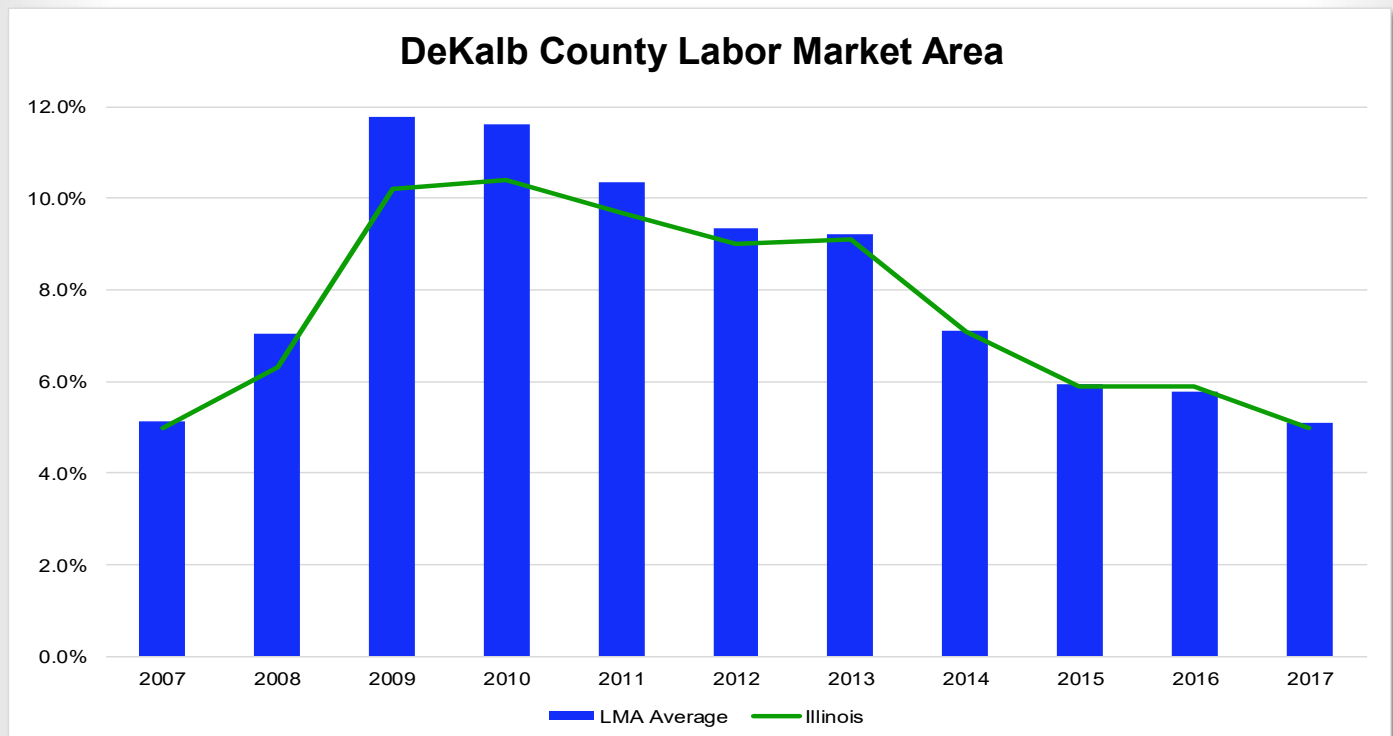
2017 Unemployment Data				
Month	Total Labor Force	# Employed	# Unem- ployed	Rate
December	54,354	52,285	2,069	3.8%
November	54,842	52,736	2,106	3.8%
October	54,659	52,620	2,039	3.7%
September	54,381	52,367	2,014	3.7%
August	54,601	52,216	2,385	4.4%
July	55,279	52,801	2,478	4.5%
June	55,113	52,701	2,412	4.4%
May	54,367	52,150	2,217	4.1%
April	54,431	52,126	2,305	4.2%
March	54,603	51,719	2,884	5.3%
February	54,455	51,261	3,194	5.9%
January	54,720	51,173	3,547	6.5%
2017 Average	54,650	52,180	2,471	4.5%
2016 Unemployment Data				
Month	Total Labor Force	# Employed	# Unem- ployed	Rate
December	55,507	52,574	2,933	5.3%
November	56,418	53,816	2,602	4.6%
October	56,488	53,777	2,711	4.8%
September	56,155	53,324	2,831	5.0%
August	56,607	53,760	2,847	5.0%
July	57,029	54,137	2,892	5.1%
June	56,168	53,242	2,926	5.2%
May	55,915	52,943	2,972	5.3%
April	55,587	52,435	3,152	5.7%
March	55,744	52,153	3,591	6.4%
February	55,455	51,707	3,748	6.8%
January	55,518	51,561	3,957	7.1%
2016 Average	56,049	52,952	3,097	5.5%
2015 Unemployment Data				
December	55,968	52,756	3,212	5.7%
November	56,946	53,569	3,377	5.9%
October	56,488	53,499	2,989	5.3%
September	55,919	53,227	2,692	4.8%
August	55,777	52,935	2,842	5.1%
July	56,466	53,408	3,058	5.4%
June	55,644	52,881	2,763	5.0%
May	54,721	52,126	2,595	4.7%
April	53,715	51,236	2,479	4.6%
March	53,429	50,454	2,975	5.6%
February	53,512	50,353	3,159	5.9%
January	53,390	49,988	3,402	6.4%
2015 Average	55,165	52,203	2,962	5.4%

Source: Illinois Department of Employment Security, Economic Information and Analysis Division.

Unemployment Rates: 2007-2017



Unemployment Rates: 2007-2017



Source: Illinois Department of Employment Security, Economic Information and Analysis, Annual Averages.

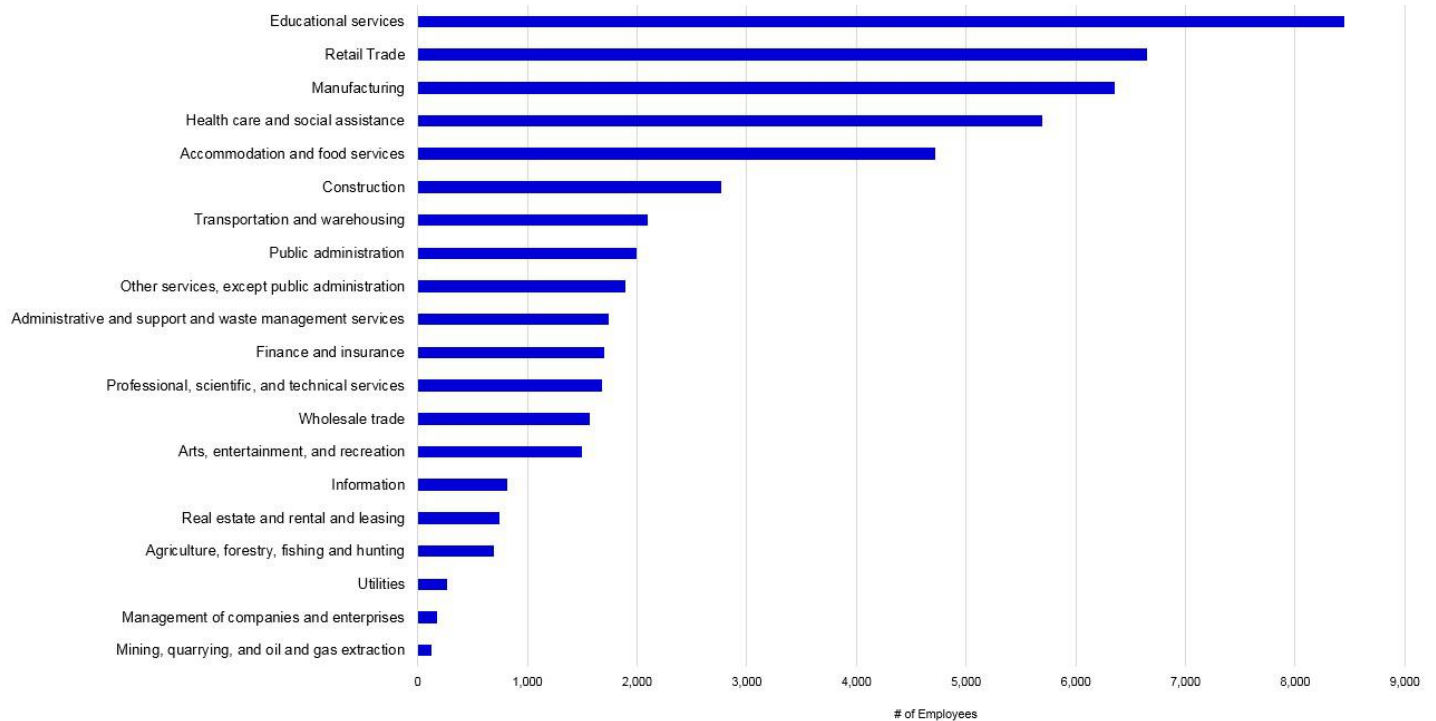
Labor Market Area Residential Occupations

SOC Groupings	Boone	DeKalb	Kane	Kendall	LaSalle	Lee	McHenry	Ogle	Winnebago	LMA TOTAL
Management, business, and financial occupations:	3,047	6,427	39,649	10,384	4,990	1,804	27,805	3,150	14,989	112,245
Management occupations	2,311	4,693	26,907	7,558	3,583	1,332	19,348	2,039	10,347	78,118
Business and financial operations occupations	736	1,734	12,742	2,826	1,407	472	8,457	1,111	4,642	34,127
Computer, engineering, and science occupations:	1,031	1,856	12,582	3,391	1,326	489	8,653	676	5,682	35,686
Computer and mathematical occupations	363	888	6,596	1,675	326	78	4,173	218	2,080	16,397
Architecture and engineering occupations	550	718	4,730	1,430	811	236	3,605	365	3,114	15,559
Life, physical, and social science occupations	118	250	1,256	286	189	175	875	93	488	3,730
Education, legal, community service, arts, and media occupations:	1,780	6,773	23,268	7,117	4,153	1,356	14,496	2,448	11,425	72,816
Community and social service occupations	174	970	3,194	1,080	550	142	1,773	471	2,315	10,669
Legal occupations	308	430	1,640	320	391	77	1,199	133	668	5,166
Education, training, and library occupations	1,167	4,624	14,551	5,170	2,788	884	9,164	1,630	6,721	46,699
Arts, design, entertainment, sports, and media occupations	131	749	3,883	547	424	253	2,360	214	1,721	10,282
Healthcare practitioners and technical occupations	1,460	2,181	10,673	3,408	3,127	896	7,273	1,549	7,696	38,263
Service occupations	3,409	9,858	42,216	8,036	10,387	3,143	23,800	4,077	23,118	128,044
Sales and office occupations:	5,932	12,972	64,500	16,438	12,108	3,485	42,578	5,175	31,908	195,096
Sales and related occupations	2,361	5,826	29,861	6,771	4,812	1,439	19,641	2,379	13,717	86,807
Office and administrative support occupations	3,571	7,146	34,639	9,667	7,296	2,046	22,937	2,796	18,191	108,289
Natural resources, construction, and maintenance occupations:	2,628	4,270	19,713	5,262	5,240	1,304	12,834	2,461	9,695	63,407
Farming, fishing, and forestry occupations	159	288	658	223	458	149	409	171	391	2,906
Construction and extraction occupations	1,387	2,154	11,760	2,700	2,600	686	7,425	1,141	4,555	34,408
Installation, maintenance, and repair occupations	1,082	1,828	7,295	2,339	2,182	469	5,000	1,149	4,749	26,093
Production, transportation, and material moving occupations:	5,427	7,300	42,929	7,234	10,121	3,062	19,787	5,453	26,659	127,972
Production occupations	3,237	3,560	22,928	3,688	4,808	1,566	10,740	2,822	15,729	69,078
Transportation occupations	1,254	1,627	9,029	2,193	2,746	780	5,640	1,457	5,331	30,057
Material moving occupations	936	2,113	10,972	1,353	2,567	716	3,407	1,174	5,599	28,837

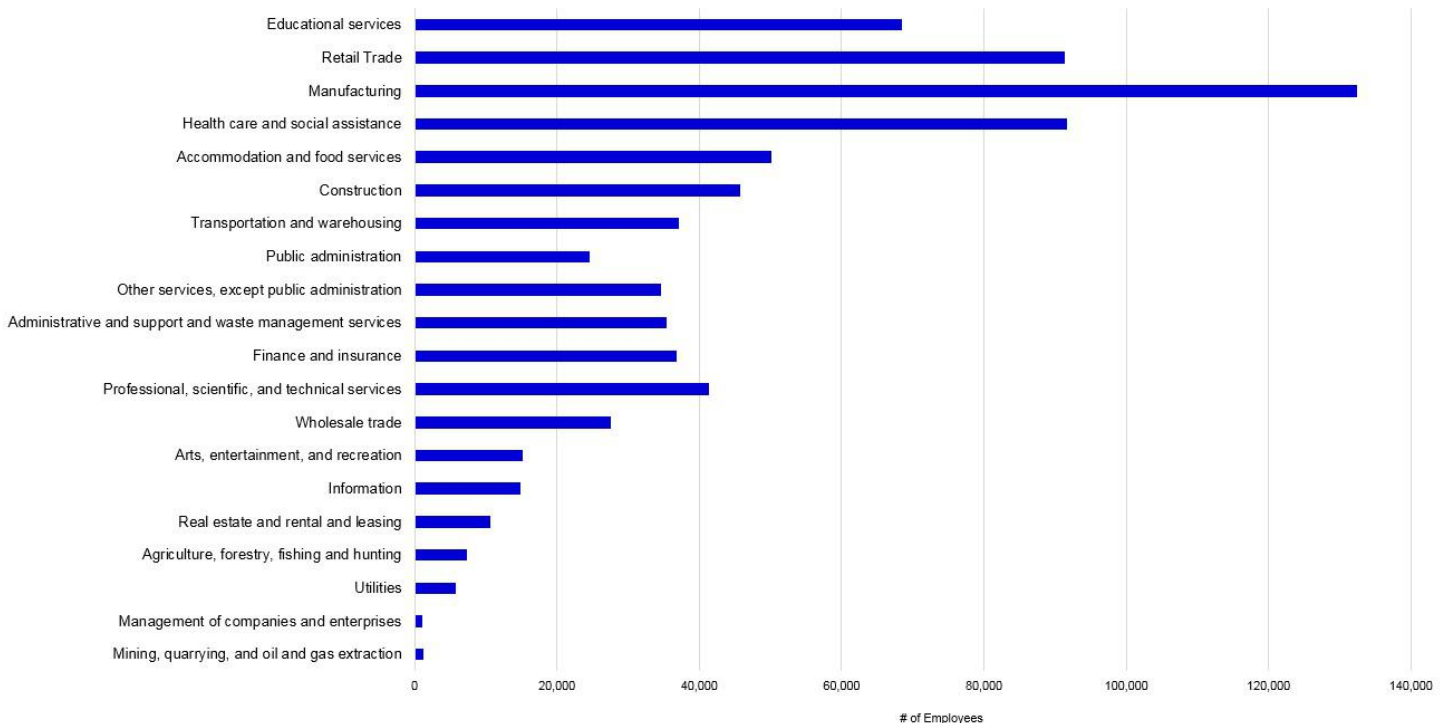
Source: US Census Bureau, 2011-2015 American Community Survey Five-Year Estimates.

Industry Employment by NAICS Sector

DeKalb County



DeKalb County Labor Market Area



Source: US Census Bureau, 2011-2015 American Community Survey Five-Year Estimates.

Top Employers in DeKalb County

Top Ten Employers

Company	Location	Product/Service	Employment	Type
Northern Illinois University*	DeKalb	Higher Education	7,581	Public
DeKalb CUSD #428	DeKalb	Elementary/Secondary Education	1,355	Public
KishHealth System - part of Northwestern Medicine	DeKalb County	Hospital, Surgery Center, Cancer Treatment, & Physical Therapy	1,200	Private
Target Distribution Center†	DeKalb	Distribution Center	1,000	Private
3M	DeKalb	Distribution Center	950	Private
DeKalb County Government	DeKalb/Sycamore	County Government & Nursing Home	546	Public
Sycamore CUSD #427	Sycamore	Elementary/Secondary Education	500	Public
Sonoco - Alloyd	DeKalb	Plastics Thermoforming & Packaging Machinery	500	Private
Walmart Supercenter	DeKalb	Retail, General Merchandise, & Groceries	360	Private
Sandwich School District CUSD #430	Sandwich	School District	334	Public

Top Ten Private Employers

Company	Location	Product/Service	Employment	Type
KishHealth System - part of Northwestern Medicine	DeKalb County	Hospital, Surgery Center, Cancer Treatment, & Physical Therapy	1,200	Private
Target Distribution Center†	DeKalb	Distribution Center	1,000	Private
3M	DeKalb	Distribution Center	950	Private
Sonoco - Alloyd	DeKalb	Plastics Thermoforming & Packaging Machinery	500	Private
IDEAL INDUSTRIES	Sycamore	Electrical Tools & Supplies	400	Private
Walmart Supercenter	DeKalb	Retail, General Merchandise, & Groceries	360	Private
Adient (fmr. Johnson Controls, Inc.)	Sycamore	Automotive Seating	355	Private
American Marketing & Publishing	DeKalb	Publishing Company	300	Private
HyVee	Sycamore	Retail, General Merchandise, & Groceries	300	Private
Nestlé	DeKalb	Distribution Center	250	Private

Sources: Illinois Service Directory 2018; Illinois Manufacturers Directory 2018; Reported to DCEDC

*Includes Full-Time, Part-Time, and Student Employees

† Projected employment after expansion

Municipal Tax Rates

Municipality (2015 DeKalb County Tax Code)	Gas Utility Tax Rate	Telecommunications Tax Rate	Sales Tax Rate*	Property Tax Rate
Cortland (CO09)	5.15%	13.00%	7.25%	12.84%
DeKalb				
Afton Township; DeKalb SD 428; Sanitary Dist (AF08)	\$0.04/therm	13.00%	8.00%	13.87%
DeKalb Township; DeKalb SD 428; Sanitary Dist (DK12)	\$0.04/therm	13.00%	8.00%	13.30%
Genoa (GE06)	5.15%	13.00%	6.25%	11.23%
Hinckley (SQ04)	5.15%	10.50%	6.25%	10.95%
Kingston (KI06)	0.00%	8.00%	6.25%	10.35%
Kirkland (FR03)	5.15%	12.00%	6.25%	11.01%
Lee				
DeKalb Co (SH05)	5.15%	12.00%	6.25%	9.42%
Lee Co	5.15%	12.00%	6.25%	8.98%
Malta (MA07)	5.15%	10.50%	6.25%	12.90%
Maple Park				
DeKalb Co (CO13)	5.15%	12.00%	6.25%	11.33%
Kane Co	5.15%	12.00%	7.00%	11.15%
Sandwich				
DeKalb Co (SA03)	4.12%	10.75%	6.25%	10.31%
Kendall Co	4.12%	10.75%	7.25%	9.00%
Shabbona (SH06)	5.15%	10.50%	6.25%	9.81%
Somonauk				
DeKalb Co (SO06)	5.15%	12.00%	6.25%	11.49%
LaSalle Co	5.15%	12.00%	6.50%	9.05%
Sycamore				
Cortland Township (CO10)	0.00%	12.00%	8.00%	10.96%
DeKalb Township; DeKalb SD 428 (DK10)	0.00%	12.00%	8.00%	11.73%
DeKalb Township; Sycamore SD 427 (DK15)	0.00%	12.00%	8.00%	11.01%
Sycamore Township; Sycamore SD 427 (SY07)	0.00%	12.00%	8.00%	11.05%
Waterman (CL03)	0.00%	7.00%	7.25%	9.72%
DeKalb County	0.00%	7.00%	6.25%	varies

Sources: NicorGas, DeKalb County Government, and Illinois Department of Revenue

*Sales Tax represents retail/service occupation taxes

Retail Sales — DeKalb/Sycamore Trade Area

	Illinois	Total Trade Area	DeKalb	Sycamore	Cortland	Malta	Hinckley	Waterman	Shabbona	Genoa	Kingston	Kirkland	Lee	Maple Park
Population	12,873,761	80,628	43,483	17,572	4,323	1,118	2,035	1,539	936	5,233	1,066	1,655	352	1,316
Total Retail Sales	175,709,785,036	1,578,686,614	526,765,904	904,527,617	33,349,957	3,885,314	9,464,807	9,117,126	6,589,080	60,776,232	5,445,253	11,814,036	728,585	6,222,703
Per Capita Total Sales	13,649	19,580	12,114	51,476	7,715	3,475	4,651	5,924	7,040	11,614	5,108	7,138	2,070	4,728
General Merchandise	19,854,066,332	138,881,027	137,420,731	1,460,296	-	-	-	-	-	-	-	-	-	-
Per Capita	1,542	1,722	3,160	83	-	-	-	-	-	-	-	-	-	-
Food	23,171,567,097	126,916,153	60,061,923	62,359,601	1,168,319	2,724	1,895,058	405,942	-	-	-	1,022,586	-	-
Per Capita	1,800	1,574	1,381	3,549	270	2	931	264	-	-	-	618	-	-
Drinking & Eating	23,287,528,542	126,623,860	75,136,564	40,247,223	-	718,022	2,119,605	-	852,017	5,758,578	540,657	497,167	-	754,027
Per Capita	1,809	1,570	1,728	2,290	-	642	1,042	-	910	1,100	507	300	-	573
Apparel	6,441,934,901	9,897,195	9,307,673	570,063	-	-	-	-	-	19,459	-	-	-	-
Per Capita	500	123	214	32	-	-	-	-	-	4	-	-	-	-
Furniture, H.H. & Radio	7,704,549,343	24,885,018	21,361,547	3,523,471	-	-	-	-	-	-	-	-	-	-
Per Capita	598	309	491	201	-	-	-	-	-	-	-	-	-	-
Lumber, Bldg. & Hardware	9,129,506,249	79,702,855	28,115,438	37,695,913	12,685,143	-	-	-	-	1,206,361	-	-	-	-
Per Capita	709	989	647	2,145	2,934	-	-	-	-	231	-	-	-	-
Automotive & Filling Stations	38,297,422,763	501,289,347	75,090,664	356,156,928	16,410,547	-	4,629,047	6,010,002	2,204,414	40,313,210	-	-	-	474,535
Per Capita	2,975	6,217	1,727	20,268	3,796	-	2,275	3,905	2,355	7,704	-	-	-	361
Drugs & Misc	2,683,825,421	102,940,941	89,850,869	4,697,232	174,409	2,077,567	366,898	-220,115	234,014	4,174,387	286,991	766,175	513,930	18,584
Per Capita	208	1,277	2,066	267	40	1,858	180	-143	250	798	269	463	1,460	14
Ag. & All Others	17,306,116,478	379,994,737	26,717,140	344,804,534	108,535	-	110,833	2,290,311	2,077,587	673,139	172,812	2,825,031	-	214,815
Per Capita	1,344	4,713	614	19,622	25	-	54	1,488	2,220	129	162	1,707	-	163
Manuf.	3,678,839,121	18,249,901	3,703,355	10,737,268	2,050,199	27,364	239,704	127,115	-	979,087	24,537	308,277	26,690	26,305
Per Capita	286	226	85	611	474	24	118	83	-	187	23	186	76	20

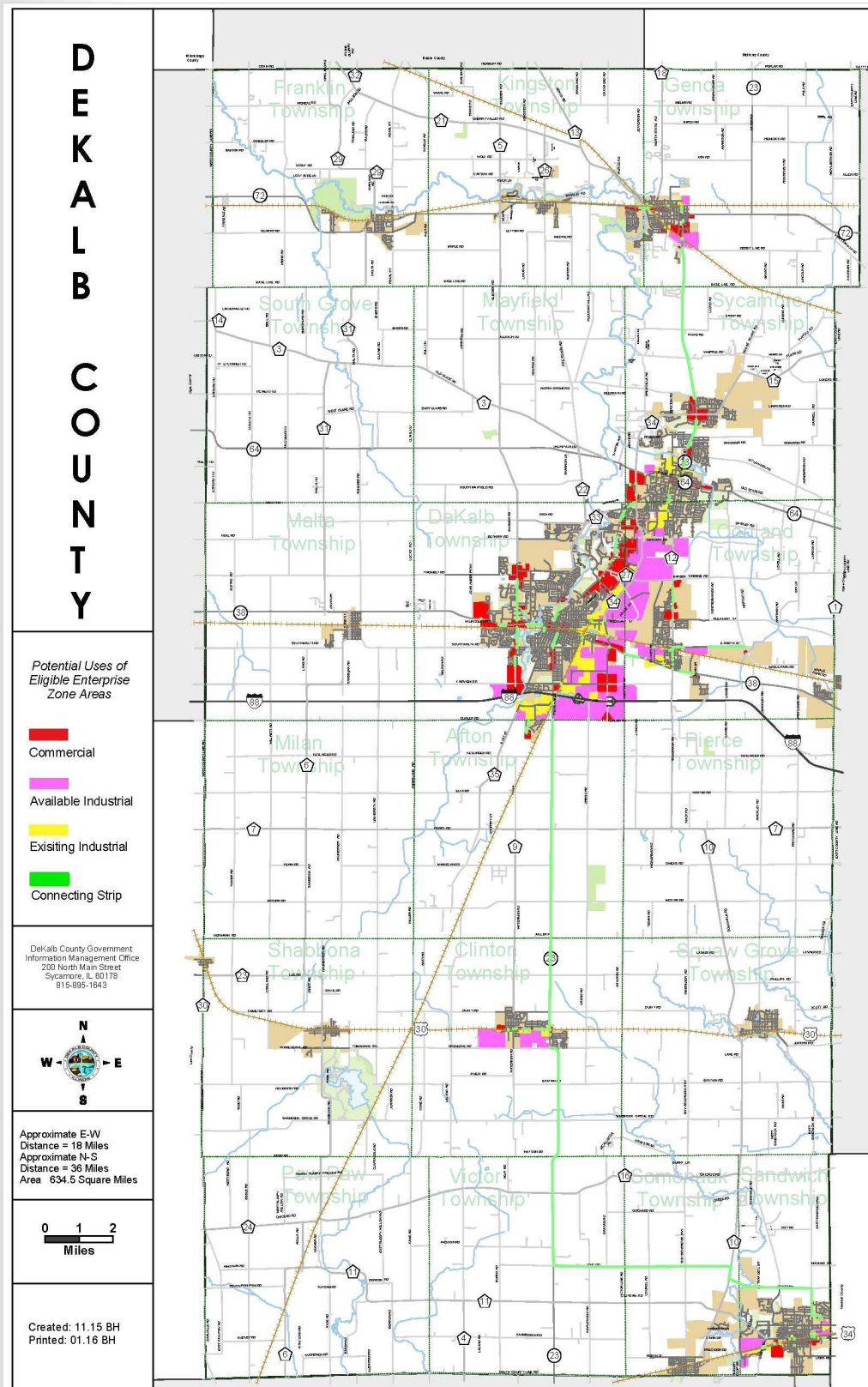
Source: Illinois Department of Revenue, Standard Industrial Classification Report (2015 Calendar Year), Municipal Sales Tax data; Population data source: US Census Bureau, 2010-2014 Five Year American Community Survey. Notes: Totals reflect incorporated areas only. Blank categories contain < 4 taxpayers thus no data provided to protect confidentiality of individual taxpayers. Totals include censored data.

Retail Sales — Sandwich/Somonauk Trade Area

	Illinois	Total Trade Area	Sandwich	Somonauk	Waterman	Paw Paw	Shabbona	Hinckley	Millington	Plano	Leland	Earlville	Sheridan
Population	12,873,761	32,683	7,540	2,128	1,539	797	936	2,035	643	11,920	978	1,847	2,320
Total Retail Sales	175,709,795,036	348,283,957	114,224,580	15,339,746	9,117,126	3,477,108	6,589,080	9,464,807	562,399	168,158,522	2,438,651	7,429,623	11,482,315
Per Capita Total Sales	13,649	10,656	15,149	7,209	5,924	4,363	7,040	4,651	875	14,107	2,494	4,023	4,949
General Merchandise	19,854,066,332	239,151	239,151	-	-	-	-	-	-	-	-	-	-
Per Capita	1,542	7	32	-	-	-	-	-	-	-	-	-	-
Food	23,171,567,097	25,184,559	8,946,502	-	405,942	-	-	1,895,058	-	11,014,705	-	2,922,352	-
Per Capita	1,800	771	1,187	-	264	-	-	931	-	924	-	1,582	-
Drinking & Eating	23,287,528,542	28,502,796	12,187,595	2,053,506	-	-	852,017	2,119,605	-	10,845,259	-	-	444,814
Per Capita	1,809	872	1,616	965	-	-	910	1,042	-	910	-	-	192
Apparel	6,441,934,901	115,925	90,715	-	-	-	-	-	-	25,210	-	-	-
Per Capita	500	4	12	-	-	-	-	-	-	2	-	-	-
Furniture, H.H. & Radio	7,704,549,343	2,458,258	311,698	-	-	-	-	-	-	2,137,790	8,770	-	-
Per Capita	598	75	41	-	-	-	-	-	-	179	9	-	-
Lumber, Bldg. & Hardware	9,129,506,249	4,146,379	4,146,379	-	-	-	-	-	-	-	-	-	-
Per Capita	709	127	550	-	-	-	-	-	-	-	-	-	-
Automotive & Filling Stations	38,297,422,763	120,701,483	61,159,704	7,991,067	6,010,002	-	2,204,414	4,629,047	496	35,543,149	-	3,163,604	-
Per Capita	2,975	3,693	8,111	3,755	3,905	-	2,355	2,275	1	2,982	-	1,713	-
Drugs & Misc	2,683,825,421	46,160,669	22,998,770	4,054,932	-220,115	218,708	234,014	366,898	5,526	16,426,345	86,406	137,779	1,851,406
Per Capita	208	1,412	3,050	1,906	-143	274	250	180	9	1,378	88	75	798
Ag. & All Others	17,306,116,478	30,435,218	2,013,687	257,791	2,290,311	2,217	2,077,587	110,833	-	16,426,345	54,802	767,925	6,433,720
Per Capita	1,344	931	267	121	1,488	3	2,220	54	-	1,378	56	416	2,773
Manuf.	3,678,839,121	3,882,706	1,188,632	245,085	127,115	33,413	-	239,704	3,069	1,870,886	78,460	62,002	34,340
Per Capita	286	119	158	115	83	42	-	118	5	157	80	34	15

Source: Illinois Department of Revenue, Standard Industrial Classification Report (2015 Calendar Year), Municipal Sales Tax data; Population data source: US Census Bureau, 2010-2014 Five Year American Community Survey. Notes: Totals reflect incorporated areas only. Blank categories contain < 4 taxpayers thus no data provided to protect confidentiality of individual taxpayers. Totals include censored data.

DeKalb County Enterprise Zone



Designating Units:

DeKalb County Government

Town of Cortland

City of DeKalb

City of Genoa

City of Sandwich

City of Sycamore

Village of Waterman

Industrial and Commercial Sites

State and Local Incentives and Benefits Available

DeKalb County Enterprise Zone Administrator

Paul J. Borek

Education

Public School District Report Cards

	DeKalb CUSD #428	Genoa- Kingston CUSD #424	Hiawatha CUSD #426	Hinckley- Big Rock CUSD #429	Indian Creek CUSD #425	Kaneland CUSD #302	Sandwich CUSD #430	Somonauk CUSD #432	Sycamore CUSD #427	COUNTY AVG.	STATE AVG.
District Enrollment	6,450	1,759	550	701	723	4,559	2,098	808	3,795	---	---
High School Enrollment	1,835	593	169	227	223	1,348	723	272	1,225	---	---
Average Class Size (K-12)	24.6	22.0	18.3	18.4	18.7	23.5	21.4	22.9	24.9	21.6	21.1
Per Pupil Instructional Spending*	\$7,248	\$6,279	\$5,810	\$7,666	\$7,655	\$6,574	\$7,949	\$5,555	\$6,739	\$6,831	\$7,712
Per Pupil Operating Spending*	\$13,084	\$10,898	\$10,563	\$14,382	\$12,105	\$12,446	\$10,811	\$10,537	\$12,159	\$11,887	\$12,821
High School Grad. Rate (4 yrs.)	84.2%	91.7%	84.6%	82.5%	95.0%	96.7%	92.0%	86.3%	93.4%	89.6%	85.5%
Composite ACT Score	20.5	20.5	17.6	21.7	21.3	21.9	20.0	21.7	21.7	20.8	20.6

Source: School Report Cards, Illinois State Board of Education, 2015-2016 School Year.

*Indicates 2014-15 data. Data for 2015-2016 not available.



Highest Educational Attainment

Population 18 to 24 years	20,907
Less than high school graduate	5.6%
High school graduate (includes equivalency)	20.4%
Some college or associate's degree	63.5%
Bachelor's degree or higher	10.6%
Population 25 years and over	60,466
Less than 9th grade	3.0%
9th to 12th grade, no diploma	4.8%
High school graduate (includes equivalency)	26.3%
Some college, no degree	25.0%
Associate's degree	10.9%
Bachelor's degree	18.6%
Graduate or professional degree	11.3%

Source: US Census Bureau, Educational Attainment, 2011-2015 American Community Survey Five-Year Estimates.

Northern Illinois University

DeKalb Campus:
1425 West Lincoln Hwy
DeKalb, IL 60115
815-753-1000



**Northern Illinois
University**

**Nationally Recognized Programs
in Accounting, Business
Management, Engineering, and
Operations Management
and Information Systems**



Seven Degree-Granting Colleges
Business
Education
Engineering and Engineering Technology
Health and Human Sciences
Law
Liberal Arts and Sciences
Visual and Performing Arts

Undergraduate Programs
71 Majors
73 Minors
88 Emphases
6 Pre-Professional Programs

Graduate Programs
80 Programs
66 Specializations

**Numerous
Research & Development,
Innovation, and
Product Development
Partnerships Available**

2015-2016 School Year

Enrollment:
Undergraduate: 14,079
Graduate: 4,672
College of Law: 264
Total: 19,015

1,211 international students from
77 different countries

Degrees Awarded (2014-2015):
Undergraduate: 3,507
Graduate: 1,451
J.D. Professional/Law: 100
Doctorate: 153
Total: 5,211

Kishwaukee College

Kishwaukee College
21193 Malta Rd.
Malta, IL 60150



The **Center for Business Development and Continuing Education** serves all business, industry, and community members with **educational, professional development, or other training needs.**

Ranked in the **Top 150 of Community Colleges in the US** by Aspen Institute

Ranked **11th Best Community College in Illinois** by CNN Money & College Measures



Four Academic Divisions
Arts/Communications/Social Sciences
Career Technologies
Health & Education
Math/Science/Business

5 Transfer Degree Programs

70 Degree and Certificate Programs

Associate in Science
Associate in Arts
Associate in Applied Science
Associate in Fine Arts
Associate in Engineering

FY 2017 Enrollment:
Credit Programs: 5,405
Non-Credit Programs: 637

Workforce Development

The **DeKalb-Ogle Workforce Development Consortium** connects local students and businesses to build successful pathways to careers through hands-on learning experiences and exposure to a variety of career opportunities, including careers in manufacturing and building trades.



KEC offers **career and technical classes** to more than 450 junior and senior high students, with dual credit available for no charge to students in **17 different award-winning classes**.

Classes Include:

- Automated Engineering Technology
- Building Trades
- Computer Information Systems
- Diesel Power
- Mass Communications
- Welding

DeKalb County's local **Illinois workNet Center**, in conjunction with Kishwaukee College, provides a number of job seeker and employer services.

Job seeker services include **computer access, job search assistance, on-site job placement**, and financial aid for training.

Employer services include **assistance with finding qualified candidates, pre-employment assessments, customized training**, and **on-the-job training programs** that provide hands-on training **with up to 50% reimbursement to employers** for as long as six months of the wages.



Target Industries

Logistics, Warehousing, and Distribution

Electrical/Electronics Assembly

- High tech products
- Avoid low skill, low-wage

Biotechnology

- Agriculture service business
- Plant and biology
- Life science companies
- Research, engineering and laboratory facilities

Heavy Equipment Parts and Components

- Supplier of CAT, Case, John Deere, etc.
- Direct or indirect

Automotive Parts Components

- Supplier of American and foreign automobile manufacturers

Packaging and Containers

- Consumer products
- Complimentary to MPP & Algas

Packaging Machinery

Graphic Arts

- Printing
- Graphic Design
- Electronic Digital Products

Precision Products and Tools

- CNC Machining
- Manufacturing machinery
- Tool & Die
- Welding
- Metals, ceramics, glass, and other high tech products of semi-skilled/skilled labor
- Custom fabrication

Millwork and Building Materials

- Support local construction/export to adjoining areas
- Produce sales tax revenue
- Provide entry-level employment opportunities

Plastics

- Value added, technology related products
- Avoid low skills, low-wage
- Provide long-term investment stability

Food Processing

- Preference for direct/indirect markets for local crops and agribusiness products
- Provide long-term investment stability

Services

- Inbound telephone customer service/sales tax generators
- Full service & business class hotels
- Truck fueling, maintenance & repair, in a functional location with adequate Aesthetics
- Corporate headquarters, back office processing or customer service facilities
- Research, engineering and laboratory facilities

Retail

- General Merchandise
- Apparel
- Furniture, appliances and similar products
- Automobile dealers
- Grocery
- Lumber, hardware
- Restaurants & Entertainment
- Specialty retailers

Recent Activity

DCEDC recognizes the efforts of all city and village officials in plan review and permitting, as well as recruiting. In addition, we acknowledge the efforts of all brokers and realtors who market properties and close deals that facilitate activity and projects.

2017

Industrial

3M completed its 987,000 SF, \$40 million distribution center and hired 350 new workers (*DeKalb*)

Target won an Edie Illinois Economic Development Award and hired 450 workers (*DeKalb*)

Nestle extended the lease on their regional office and distribution center along I-88 (*DeKalb*)

SparrowHawk completed buildout of the 711 Fairview Drive building to house **Solotech** (*DeKalb*)

IDEAL INDUSTRIES expanded their Intrapreneurship Partnership with Northern Illinois University (NIU) (*DeKalb*)

The Suter Company is under construction with its 4th expansion, adding 81,000 SF to their Bethany Road plant (*Sycamore*)

Ignatius Press has completed a new 70,000 SF design and production center (*Sycamore*)

Auto Meter creates 250 new products each and every year (*Sycamore*)

LEDiL expanded operations to accommodate growth of their LED lenses design and production business (*Sycamore*)

Innovative Growers Equipment has expanded their business to over 60,000 SF (*Sycamore*)

Dawn Equipment was named the "Most Innovative Company" in the Chicago Area by Crain's Chicago Business (*Sycamore*)

Theisen Roofing expanded/relocated operations to Stephanie Drive (*Cortland*)

DC Trash built a new operations center on East North Avenue (*Cortland*)

Custom Aluminum Products completed major expansions of up to 400,000 SF manufacturing complex (*Genoa*)

J6 Polymers completed build-out of its aerospace polymers production facility on Derby Line Road (*Genoa*)

Alan Browne Chevrolet will execute a major expansion of their auto dealership on Route 23 (*Genoa*)

Floor Mart opened a floor covering distribution facility (*Kingston*)

DeKalb County Lifts built a new building to house their growing custom truck & SUV accessories business (*Kingston*)

Meadowvale renovated three industrial buildings and relocated to the Sandwich Industrial Park (*Sandwich*)

Gord Industrial Plastics is building a new manufacturing plant (*Sandwich*)

Recent Activity

2017

Commercial and Institutional

Brian Bemis Toyota is completed and located on Sycamore Road (Sycamore)

Sundog IT acquired a building and initiated renovations in Downtown DeKalb (DeKalb)

Cornerstone began construction of mixed-use development in Downtown DeKalb (DeKalb)

Illinois Community Credit Union completed construction in Downtown Sycamore (Sycamore)

First State Bank completed construction and opened (Sycamore)

Burger King completed construction and opened (Sycamore)

Casey's General Store construction completed and opened (DeKalb)

Chili's restaurant construction completed and opened (DeKalb)

Rivers Mexican Cantina opened (Genoa)

Dunkin Donuts announced development (Genoa)


Northwestern Medicine began construction of a \$46 million Health & Wellness Center (DeKalb)

DeKalb County Jail's \$35 million expansion near completion (Sycamore)

Sycamore Forest Preserve infrastructure project near completion (Sycamore)

Sycamore Park District Community Center project underway (Sycamore)

Kishwaukee Water Reclamation District's Treatment Plant began major expansion and construction (DeKalb)



Recent Activity

2016

Industrial

DeKalb Co. Enterprise Zone established – providing pre-approved industrial/commercial incentives

3M completed \$40 million, 987,000 SF distribution center in Park 88 (DeKalb)

IDEAL INDUSTRIES completed \$18 million, 220,000 SF plant in Sycamore Prairie Business Park

Target completed \$50 million conversion to Upstream Distribution Center adding 400 workers (DeKalb)

Meadowvale acquired buildings in Sandwich Industrial Park to expand ice cream production (Sandwich)

J6 Polymers acquired Derby Line Road complex to expand aerospace polymer manufacturing (Genoa)

Hines Lumber acquired/expanded into truss manufacturing plant in Bull Run Industrial Park (Kirkland)

DeKalb Forge completed \$1 million expansion of die building (DeKalb)

Tate & Lyle Custom Ingredients completed \$1.5 million expansion in Sycamore Prairie Business Park

Seymour of Sycamore acquired/expanded new building to house marketing operations (Sycamore)

Solotech of Quebec, Canada leased 72,000 SF in 711 Fairview Drive building in Park 88 (DeKalb)

Gord Industrial Plastics begun reconstruction of manufacturing plant in Sandwich Industrial Park

Ag Tech completed new 24,000 SF ag-industrial building (Sandwich)

Service Concepts constructed new building for expanding business operations (Genoa)

Cole Pallet acquired and improved South 7th Street Building (DeKalb)

LEDiL established new Americas Operation office and distribution facility (Sycamore)

Theisen Roofing renovated and relocated to Loves Road industrial building (Cortland)

DK Metals expanded into a new building developed by **Sean Kelly** on Oakland Drive (Sycamore)

Fortune Metal Midwest acquired/relocated to Sandwich Industrial Park from Naperville

Upstaging acquired/expanded into South Sycamore Street industrial building (Genoa)

DC Trash expanded to former Kishwaukee Forge building to accommodate growing operations (Cortland)

NPL Construction Company leased Loves Road building for training facility (Cortland)

Numi Scooters leased space for product distribution in the Hovis Light Industrial Park (DeKalb)

Innovative Growers Equipment, Inc. leased spaced in the Sycamore Industrial Park

Mason Properties acquired State Street building for lease to **Tri-State Towing** (DeKalb)

Sunday's Seconds expanded online fulfillment business (DeKalb)

RJ O'Neill Co. expanded to additional facility in Walt Industrial Center (Cortland)

Recent Activity

2016

Commercial and Institutional

Brian Bemis Toyota completed \$3 million renovation with City and Enterprise Zone assistance (DeKalb)
Fargo-on-State mixed-use redevelopment by Pappas Development (Sycamore)
Resource Bank renovated Bethany Road building for operations/conference center (DeKalb)
Resource Bank remodeled historic Townsend Garage into new Sycamore branch bank
First Midwest Group constructed new two specialty retail buildings on Sycamore Road (DeKalb)
First State Bank began construction on new branch bank on DeKalb Avenue (Sycamore)
Midwest Orthopaedic Institute (MOI) acquired/renovated new DeKalb Avenue rehab center (Sycamore)
Dollar General completed construction/expansion of three locations (Waterman, Somonauk, & Maple Park)
Popeye's completed construction of new restaurant on West Lincoln Highway (DeKalb)
KV & Sons began construction on new retail strip along East Lincoln Highway (DeKalb)
Curt Lang remodeled the former Sycamore Opera House building to accommodate three new storefronts
Indian Oaks Golf Course acquired/renovated by new ownership (Shabbona)
Aspen Dental established a new clinic on Sycamore Road (DeKalb)
Jonamac Cider House constructed to sample/sell apple wines and ciders at Jonamac Orchard (Malta)
Book World opened in the Junction Shopping Center (DeKalb)
Casey's General Store acquired Peace Rd/Lincoln Hwy corner for new, additional DeKalb location
Fargo Skateboarding expanded to the Fargo Theater building on East Lincoln Highway (DeKalb)
Eggsclusive restaurant established to additional drive-through/carry-out location (Sycamore)
DiBenedetto's Italian Restaurant established on Route 72 (Kirkland)
Remington's Gastropub opened on Third Street (Malta)
Curly's Furniture expanded to additional location beyond its two Streator, IL locations (DeKalb)
Minnihan's Irish Pub opened (Genoa)
Karlsbad Tavern completed renovations (Genoa)
Mandy's Just Because gift shop established along Route 30 (Hinckley)
Common Grounds Books & Coffee Bar opened (DeKalb)
DeKalb Public Library completed \$25.3 million 46,000 square foot expansion (DeKalb)
DeKalb County Jail construction commenced (DeKalb County)
DeKalb County Business Incubator established (DeKalb County)
Evergreen Village Mitigation Project completed (DeKalb County)

Recent Activity

2015

Industrial

- SparrowHawk Investments** purchased 711 Fairview building in Park 88 (DeKalb)
- Custom Aluminum Products** completed 37,000 SF expansion (Genoa)
- Sahara Air Products** completed 17,000 SF expansion (Sandwich)
- MED Alliance Group** relocated medical device distribution center to Oakland Drive (Sycamore)
- Lighthouse Catholic Media** expanded to Enterprise Drive in Airport North Industrial Park (DeKalb)
- EggToy Studios** expanded into Sycamore Industrial Park
- Wehrli Custom Fabrication** relocated performance diesel operations to Borden Avenue (Sycamore)
- Installation Services** acquired building/relocated communications tower business (Sycamore)
- Whiskey Acres Distilling Company** established tasting room/production facility (Afton Township)
- Prairie State Winery** expanded tasting room (Genoa)
- The Forge Brewhouse** established (Sycamore)

Commercial/Institutional

- Ellwood Steak & Fish House** established (DeKalb)
- Hauser Ross Eye Institute** constructed new clinic on Gateway Drive (Sycamore)
- Fatty's Pub & Grille** completed 2,000 SF Novak Room expansion (DeKalb)
- Acquaviva Restaurant & Winery** expanded (Sycamore)
- Turner Law Offices** expanded/remodeled (Sycamore)
- Corner Grill on Main** expanded (Genoa)
- AB Exteriors** expanded in Sandwich Commons Commercial Park
- Smoke on the Green** opened (Sandwich)
- Dearborn's Café** opened (Sandwich)
- Dollar General** developed in Bull Run Industrial Park (Kirkland)
- Oak Crest Retirement Center** completed 70,000 SF expansion (DeKalb)
- Win Aviation** completed 15,000 SF hangar expansion (DeKalb Taylor Municipal Airport)
- Genoa Public Library** expanded (Genoa)

Recent Activity

2014

Industrial

DeKalb County Enterprise Zone Application prepared/filed (DeKalb County)
SK Express expanded to Dietz Avenue manufacturing facility (DeKalb)
84 Lumber re-opened distribution center (Hinckley)
Alfredo's Iron Works, Inc. acquired/expanded into new fabrication facility (Cortland)
Superior Industrial Equipment acquired additional facility in Sycamore Prairie Business Park
Barliant acquired/relocated to Sandwich Industrial Park from Yorkville
Vac-U-Lok relocated Enterprise Avenue from Rockford (DeKalb)
Banner Up Signs remodeled/expanded operations (Sycamore)
Elburn Coop grain drying and storage plant expanded (Malta)
Barliant acquired/relocated to new facility from Yorkville (Sandwich)
Quality Team-1 established in Sycamore Industrial Park
Quality Recycling acquired new facility/relocated from Chicago Heights (Cortland)
Conex Cable expanded (DeKalb)

Commercial/Institutional

Hampton Inn opened on Annie Glidden Road (DeKalb)
Resource Bank acquired/expanded new branch facilities (Shabbona & Somonauk)
Texas Roadhouse opened (Sycamore)
Culver's restaurant established (DeKalb)
Acquaviva Winery restaurant location opened (Sycamore)
Prairie State Winery acquired/expanded to new location (Genoa)
Cademon Brewing established (Genoa)
Mustang Bar & Grill established (Malta)
South Moon BBQ acquired/expanded to new location (Hinckley)
Angie's Bakery established (Sandwich)
Lloyd Landscaping and Garden Center established/redeveloped new facility (Genoa)
I'm One Restaurant and Bar established (Sandwich)
Frontier Communications retail outlet established (DeKalb)
Latsis Bakery established (Genoa)
University Plaza redevelopment (DeKalb)
Genoa Public Library expanded (Genoa)

Recent Activity

2013

Industrial

- Nehring Electric** constructed new headquarters manufacturing facility (DeKalb)
- The Suter Company** completed expansion of headquarters/food processing plant (Sycamore)
- DeKalb Forge** expanded operations drop forge operations (DeKalb)
- ENCAP** expanded to new Wagner Court facility developed by **Russ Smith** (DeKalb)
- DEVNET** acquired/expanded to facility in Sycamore Prairie Business Park

Commercial/Institutional

- Valley West Community Hospital** \$11 million Patient Wing expansion completed (Sandwich)
- Faranda's** Banquet Center developed in Downtown DeKalb
- Resource Bank** constructed new branch bank (Shabbona)
- Hintzche Fertilizer** constructed new office building (Kirkland)
- Piggly Wiggly** established (Genoa)
- Casey's General Store and Gas Station** locations established (Sandwich, Sycamore, and Waterman)
- Dunkin' Donuts** and **Jersey Mike's Subs** established (DeKalb)
- Brookview Center** retail center developed (DeKalb)
- Commercial Center** at IL 23/Gateway Drive developed (Sycamore)
- New **Kishwaukee College Student Center** completed (Malta)
- New **DeKalb Police Station** constructed (DeKalb)
- Chessick Practice Center** constructed / **Gilbert Hall** redeveloped into dormitories (NIU)
- Sewer Treatment Plant** expanded (Hinckley)

Connect with us



[Instagram.com/dekalbcountyedc](https://www.instagram.com/dekalbcountyedc)



twitter.com/DCEDCDeKalbIL



[linkedin.com/company/DCEDC](https://www.linkedin.com/company/DCEDC)



[facebook.com/DeKalbCountyEDC](https://www.facebook.com/DeKalbCountyEDC)

bottom line

period